



# PF 35



## TECHNICAL DATA

Fluid connections	<b>1" tri-clamp BS 4825</b>
Air connection	<b>1/4" BSPP</b>
Max. flow rate	<b>35 lt/min</b>
Max air pressure	<b>7 bar</b>
Max delivery head	<b>70 m</b>
Max suction lift dry	<b>5 m</b>
Max suction lift wet	<b>9,8 m</b>
Max solid passing	<b>3 mm</b>
Noise level	<b>65 dB</b>
Max viscosity	<b>15.000 cps</b>

Displacement per stroke **65 CC ~**  
 Displacement per stroke may vary based on suction condition, discharge head, air pressure and fluid type.

- II 3/3 G Ex h IIC T4 Gc
- II 3 D Ex h IIIB T135°C Dc X

**SS AISI 316  
ELECTRO-POLISHED**

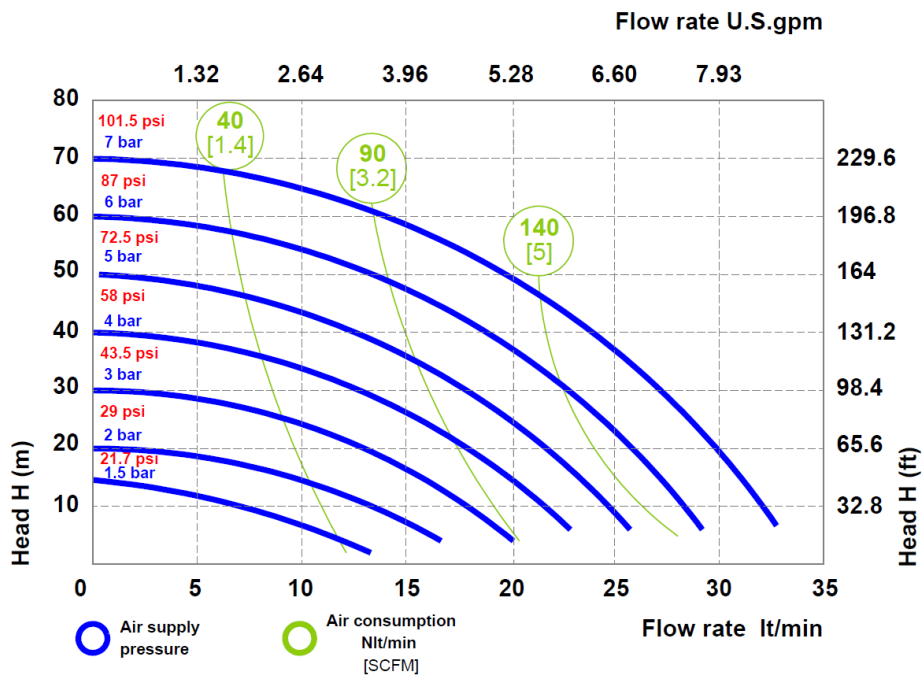
**WEIGHT**  
3,8 kg

**TEMPERATURE**  
-20°C +95°C




## PERFORMANCE

The curves and performance values refer to pumps with submerged suction and free delivery outlet, with water at 20 °C. These data may vary according to the construction materials and hydraulic conditions.



FLUIMAC S.r.l. - Via Breascia, 1 - 21049 - Tradate - VA - ITALY  
 info@fluimac.com - www.fluimac.com  
 tel. +39 0331 866688 - Fax +39 0331 864870  
 P.I./VAT 03259160129






# PF 35

## COMPOSITION

MODEL	CASING	DIAPHRAGM	BALLS	SEATS	GASKET	CONNECTIONS	ATEX	PORTS
PF0035	SS = SS ELECTR O- POLISHE D	HT = HYTREL+PTFE.	T=PTFE S=SS	S=SS	T = PTFE	1 = BSPP 3 = TRI-CLAMP 6 = DIN	- = ZONE 2	AB = STANDAR D



## AVAILABLE CONNECTIONS

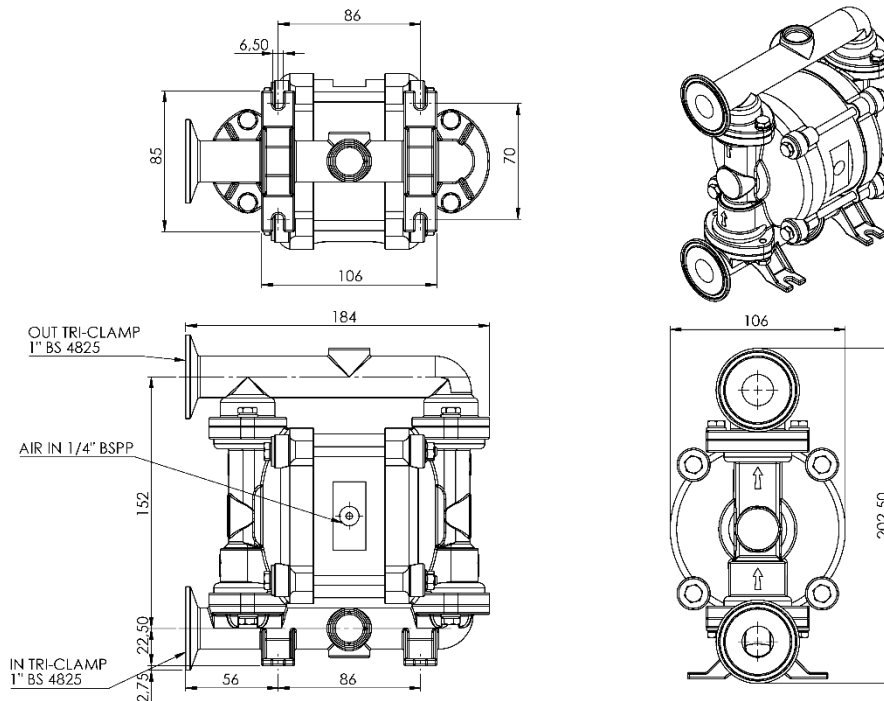
**DELIVERY: B-D-S**

**SUCTION: A-C-T**

## PACKING DIMENSION

**CARTON BOX: 24 x 21 x 12 cm**

## DIMENSIONS



Technical data are approximate and not binding for the manufacturer who reserves the right to change them without notice at any time.

Made in Italy



FLUIMAC S.r.l. - Via Breascia, 1 - 21049 - Tradate - VA - ITALY  
[info@fluimac.com](mailto:info@fluimac.com) - [www.fluimac.com](http://www.fluimac.com)  
 tel. +39 0331 866688 - Fax +39 0331 864870  
 P.I./VAT 03259160129

