



PF 700



TECHNICAL DATA

Fluid connections	DN50 tri-clamp ISO 2852
Air connection	3/4" BSPP
Max. flow rate	700 lt/min
Max air pressure	8 bar
Max delivery head	80 m
Max suction lift dry	5 m
Max suction lift wet	9,8 m
Max solid passing	8,5 mm
Noise level	78 dB
Max viscosity	50.000 cps
Displacement per stroke	3050 CC ~

Displacement per stroke may vary based on suction condition, discharge head, air pressure and fluid type.

II 3/3 G Ex h IIB T4 Gc

II 3 D Ex h IIIB T135°C Dc X

**SS AISI 316
ELECTRO-POLISHED**

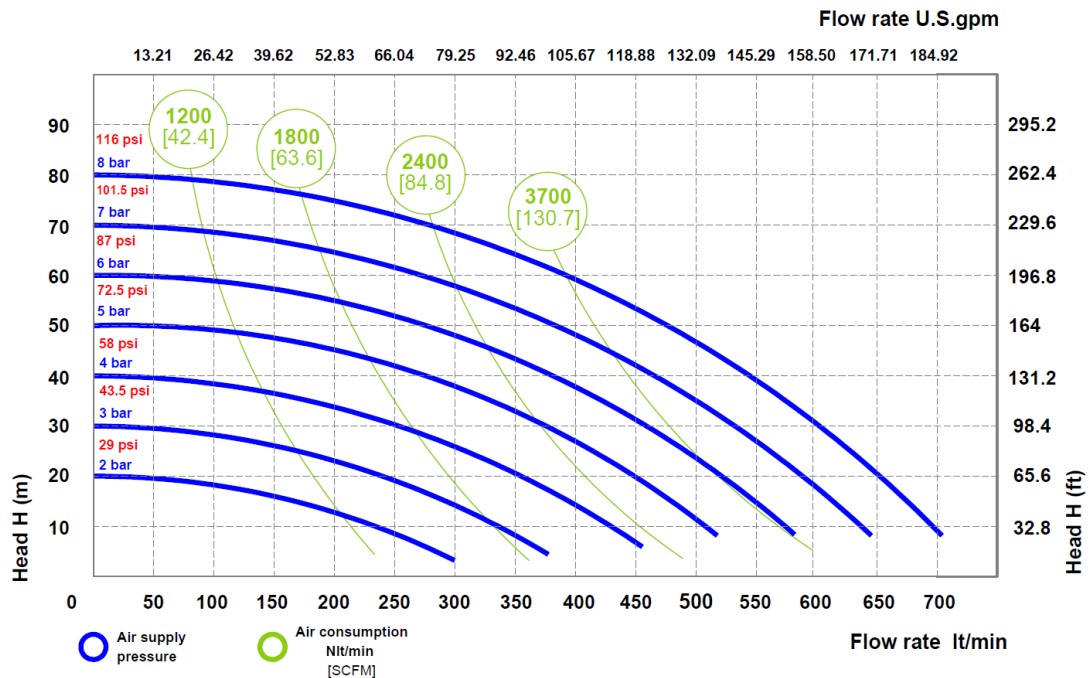
WEIGHT
51 kg

TEMPERATURE
-20°C +95°C




PERFORMANCE

The curves and performance values refer to pumps with submerged suction and free delivery outlet, with water at 20 °C. These data may vary according to the construction materials and hydraulic conditions.



FLUIMAC S.r.l. - Via Breascia, 1 - 21049 - Tradate - VA - ITALY
info@fluimac.com - www.fluimac.com
 tel. +39 0331 866688 - Fax +39 0331 864870
 P.I./VAT 03259160129

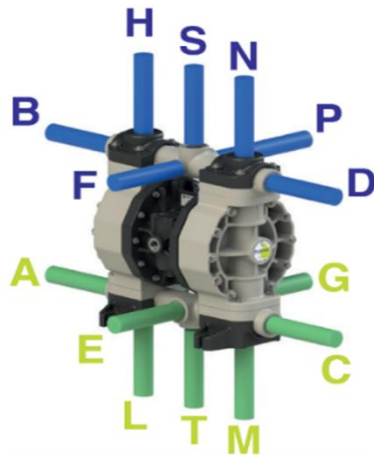




PF 700

COMPOSITION

MODEL	CASING	DIAPHRAGM	BALLS	SEATS	GASKET	CONNECTIONS	ATEX	PORTS
PF0700	SS = SS ELECTR O- POLISHE D	HT = HYTREL+PTFE	T=PTFE S=SS	S=SS	T = PTFE	1 = BSPP 3 = TRI-CLAMP 6 = DIN	- = ZONE 2	EF = STANDAR D



AVAILABLE CONNECTIONS

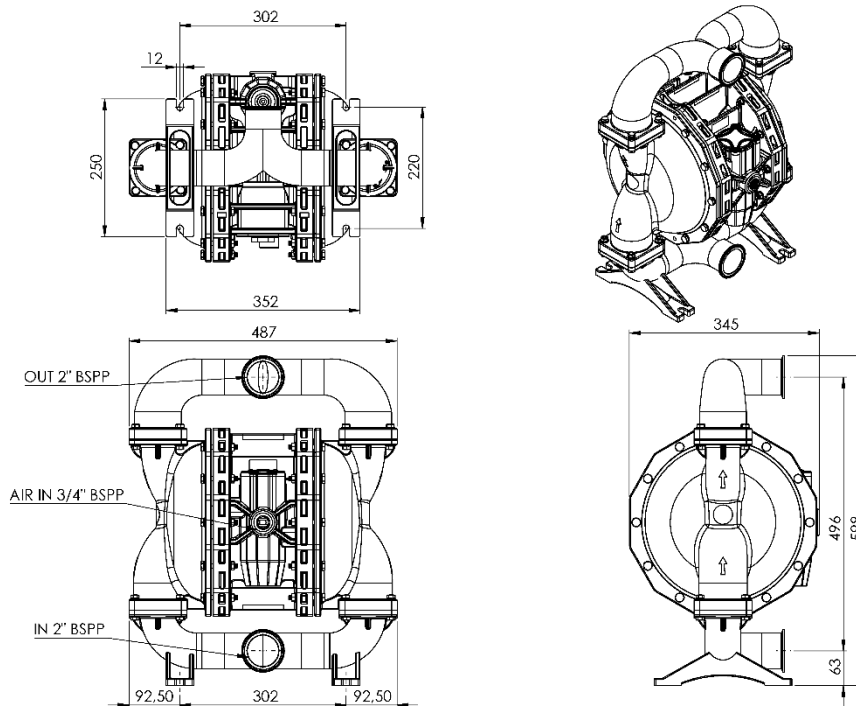
DELIVERY: F-P

SUCTION: E-G

PACKING DIMENSION

CARTON BOX: 56 x 40 x 66 cm

DIMENSIONS



Technical data are approximate and not binding for the manufacturer who reserves the right to change them without notice at any time.

Made in Italy



FLUIMAC S.r.l. - Via Breascia, 1 - 21049 - Tradate - VA - ITALY
 info@fluimac.com - www.fluimac.com
 tel. +39 0331 866688 - Fax +39 0331 864870
 P.I./VAT 03259160129

